

Revision? How does that happen?

Supporting parents to support their child to revise



Workshop objectives



- To give parents and students **practical revision ideas** which can be used immediately to support their child.
- To introduce a **variety** of revision ideas.
- To give an opportunity of **trying out** some revision ideas.



St Albans Girls' School

YEAR 11 TIMELINE TO SUCCESS

Key Dates:
1st & 2nd July Sixth Form Induction
August Enrolment

14
weeks to go



MAY

- Exam revision in lessons and at home
- Half term revision
- Final push to success
- Exams begin this month

Key Dates:
May - Jun GCSE Dates

6
weeks to go



APRIL

- Exam revision in lessons and at home
- 2 week Easter holiday
- Begin final revision plan

Key Dates:
15 Apr Summer term begins

10
weeks to go



MARCH

- Sixth Form Office
- Walking talking Mock Exams

Key Dates:
NEA deadlines



FEBRUARY

- Half term revision

Key Dates:
1 Feb Year 11 Parents Evening
28 Feb - 8 Mar Year 11 Progression Meetings



DECEMBER

Key Dates:
18 Dec Application for Sixth Form Deadline
21 Dec Year 11 Mock Exam Results

17
weeks to go



JANUARY

- Reflect on Mock Exam results
- Intervention begins

Key Dates:
13 Jan Futures Day

21
weeks to go



NOVEMBER

- Complete Mock exams

Key Dates:
8 Nov Sixth Form Open Evening
13-24 Nov Year 11 Mock Exams



OCTOBER

- Sixth Form Assembly
- Receive Mock Exam timetable

Key Dates:
13 Oct Sixth form subject Fair
23-27 Oct Half Term



25
weeks to go


Weekly Revision Planner

At the end of the week review how much you have achieved and how much time you have GENUINELY spent on revision.

Time	Monday	Tuesday	Wednesday	Thursday	Friday
9:00 - 10:00					
10:05 - 11:05					
11:25 - 12:25					
12:30 - 13:30					
14:10 - 15:10					
16:00 - 16:30	Chill time	Chill time	Bio Revision	English	Chill time
17:00 - 17:30	Maths	Chill time	BREAK	Practice questions	Sociology
18:00 - 18:30		English	Bio - past paper	Homework	
19:00 - 19:30	Homework			BREAK	Maths
19:30 - 20:00	French	Homework	Chill time	French	Chill time

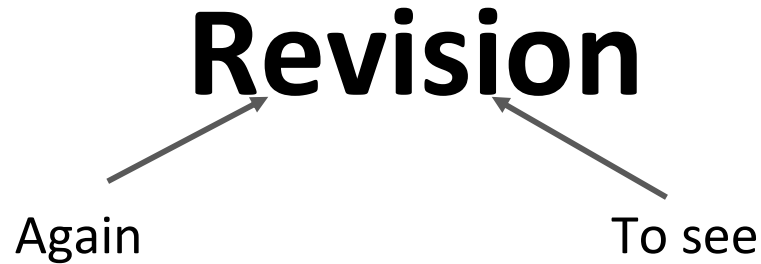
Time	Saturday	Sunday
9:00- 10:00	Chill time	Physics
10:00 - 11:00	Chemistry	English
11:00 - 12:00		Chill
12:00- 13:00	Lunch	Lunch
13:00 - 14:00	Homework	Physics
14:00 - 15:00	Art	Chill time
15:00 - 16:00		Homework

Apps to support revision



Support Trust Ambition Generosity Success

Learning for Life in a Community where All can Excel



Revision literally means 'to see again'. Therefore, for our purposes, revision means to revisit knowledge, skills and topics. This can take many forms and should not be restricted to exam purposes but rather revision should be seen as a lifelong skill moving towards being a fully independent learner in the modern world.

The von Restorff effect – Making it stick!



Hedwig von Restorff pointed out that strangeness, originality, humour, surprise – and any qualities that grab your attention – will make it significantly easier to remember.

Apply this to revision by

- Making your own revision resources.
- Organising information [keywords, for example] into groups.
- Adopting interactive revision strategies.
- Varying revision strategies.



Support Trust Ambition Generosity Success

Learning for Life in a Community where All can Excel

THERE ARE NO SILVER
BULLETS

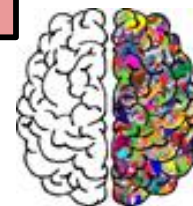
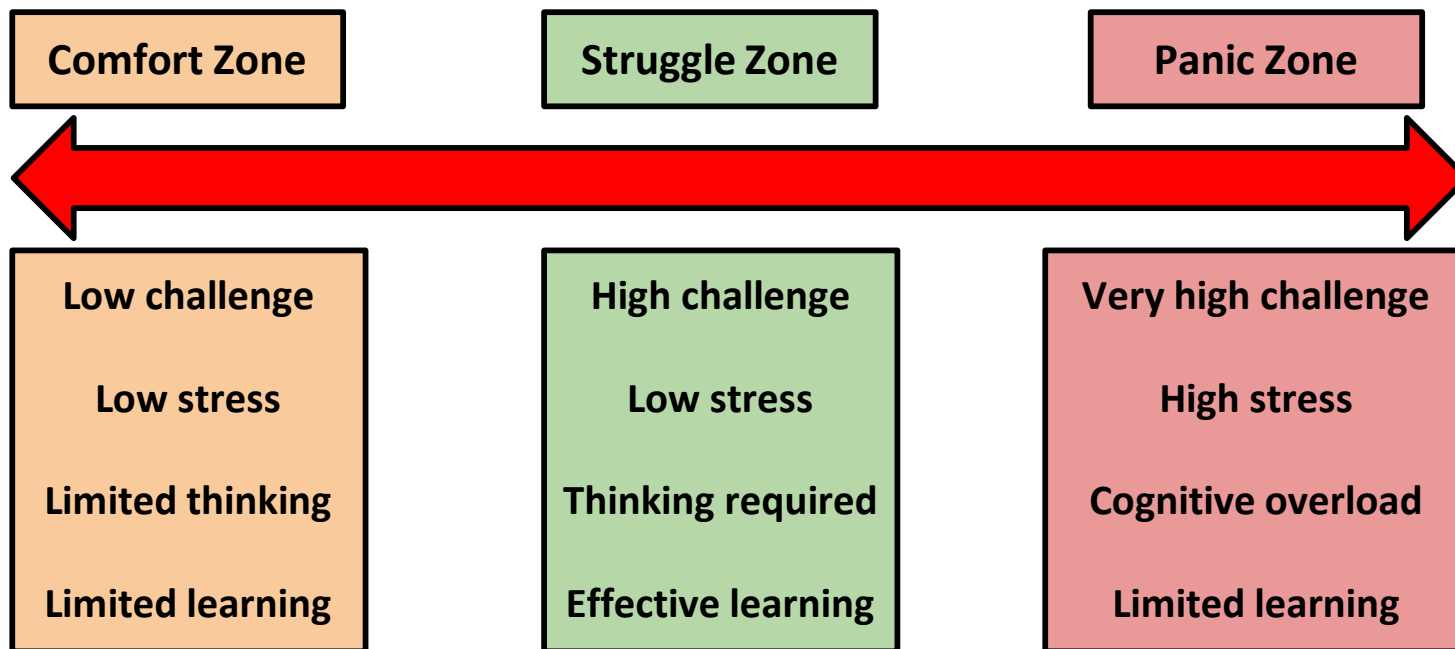


NOTHING REPLACES
HARD WORK AND EFFORT

Support Trust Ambition Generosity Success

Learning for Life in a Community where All can Excel

The challenge balance



**NO FIREWORK
REVISION
HERE!**



Brain Dump



How does it work?



Brain dump – Early Years of the Weimar Republic

Task – Write as much as you know about each of the following pieces of information. You must spend no more than two minutes on each piece of information.

Friedrich Ebert	Spartacist Uprising	Reparations
Hyperinflation	Weimar Constitution	End of World War One
French invasion of the Ruhr	Diktat	Dolchstoss

Step 1 - A brain dump is a nine square grid with each square having a heading. The heading relates to something that links to a chosen topic.

Step 2 - Your task is to **write everything you know** about each heading. You must spend **no longer than two minutes** on each heading and you must **not use any notes**.

Add challenge by aiming to structure what you write by using bullet points and writing different kinds of information, such as facts and inferences, in different colours.



Why should I use this strategy?



Very **quick and easy** recall activity.

By **creating your own brain dump activity** rather than relying on a teacher to give it to you, **you are revising in an effective way** even before you use it.

This is structured brainstorming which **helps you process and classify knowledge** in a straightforward way.

Add challenge by **swapping your brain dump revision aids** with other students who follow the same courses.



Task



Complete the Brain Dump on Soaps provided in your pack.



Idea Two



A to Z



Support Trust Ambition Generosity Success

Learning for Life in a Community where All can Excel

How does it work?



A to Z Revision is an activity which you can use to not only summarise a topic into key words and concepts. It is ideal for last minute revision as a 'top-up' for prior revision.

The first step in this task is to decide what topic you are going to revise and then list the letters of the alphabet underneath your topic title. Think of a key word, concept, any item of knowledge connected to the topic that begins with each letter of the alphabet.

The main focus of this revision or retrieval activity is purely recall. Ideally, you should not be referring to any textbooks or other materials. The task should be completed entirely from memory. This is a deceptively tricky revision activity. At first it seems straightforward then once you get to the 15th letter and beyond it can get more difficult.



Task



Complete the A to Z Challenge Sheet on the theme of St Albans provided in your pack.



Connection Maps

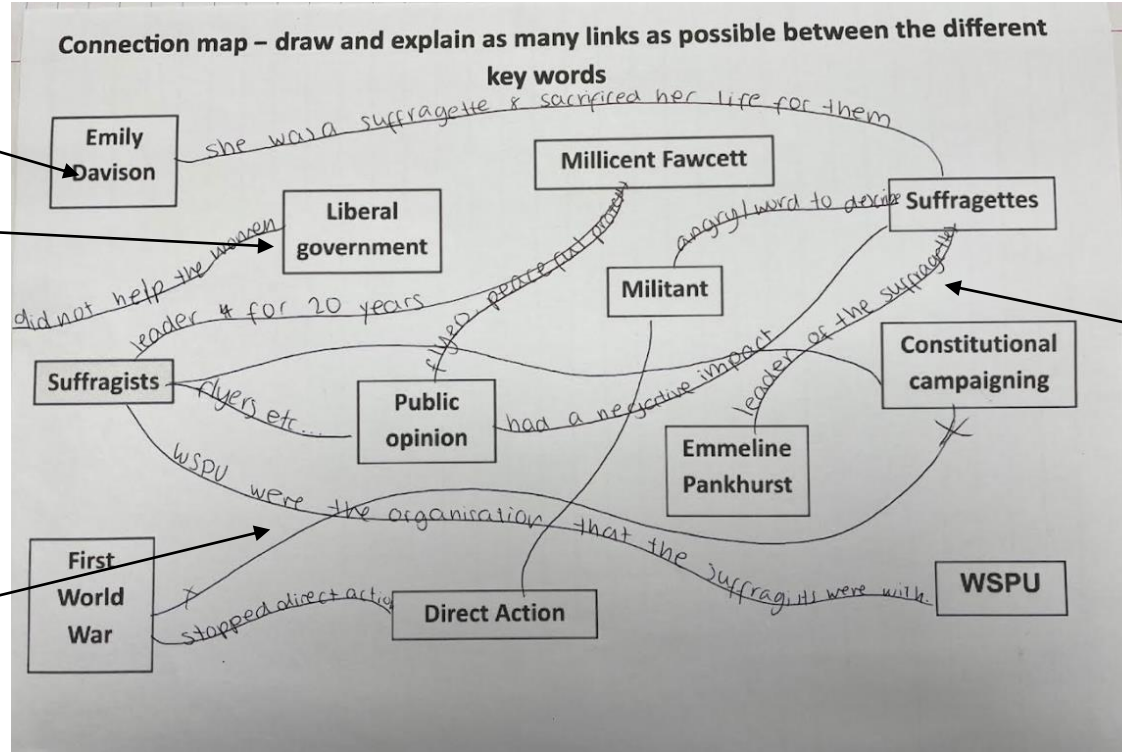


How does it work?



Step 1 – Identify your topic and summarise it in 10 to 12 key words, concepts and ideas. Use these to create your Connection Map.

Step 2– Create links between the items of knowledge by drawing lines between them.



Step 3 – Explain the connection between the items of knowledge by writing the explanation on the line drawn.



Why should I use this strategy?



Very **quick and easy** recall activity.

By **linking different pieces of knowledge together** this is seen as the most effective way of **remembering information**.

This revision method taps into both **remembering information** and **applying your knowledge**.

By making your own connection maps, you are **condensing topics into key knowledge triggers** – an essential revision skill – even before you use it.




Task



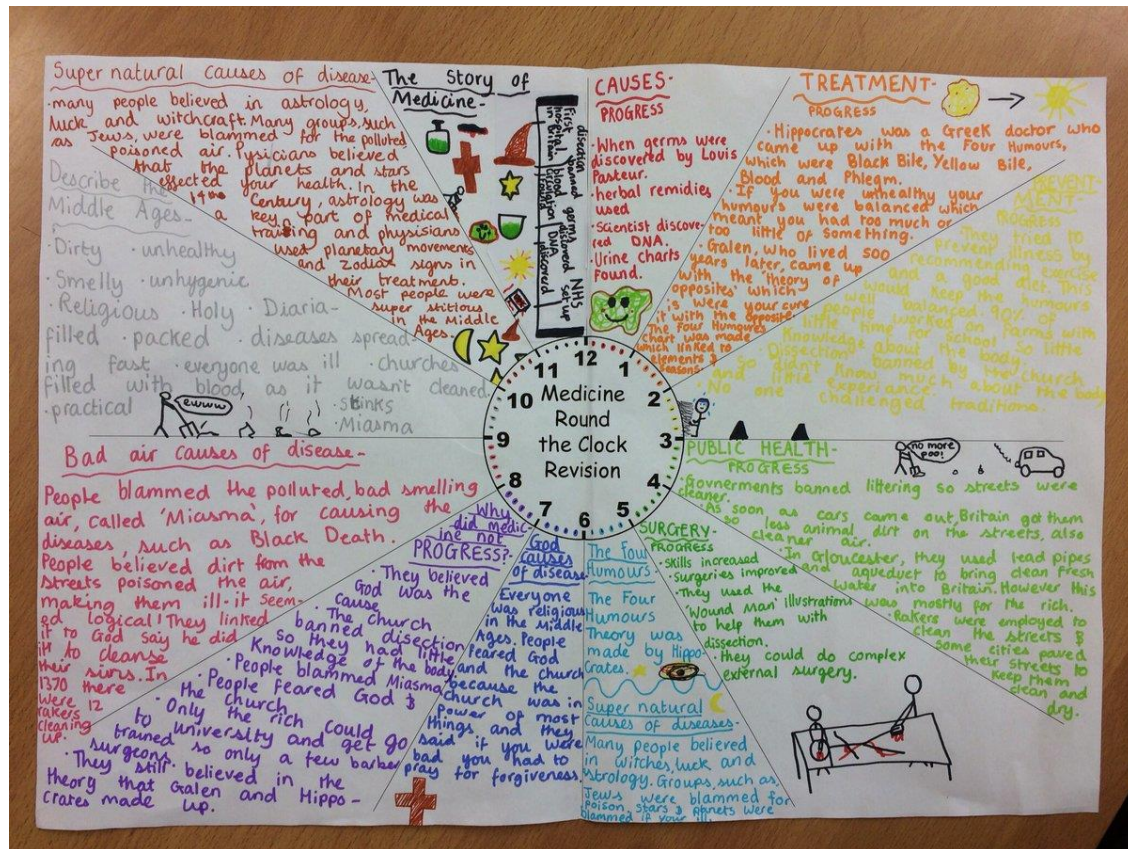
Complete the Connections Map on places in the United Kingdom provided. How many links can you make?



Revision Clocks



What does it look like?



How does it work?



A revision clock is a structured brainstorming activity which aims to structure and condense information. The structure of the activity is built on dividing a topic to be revised into 12 headings [like a clock].

The task is to **write down as much information for each section**. You can do this in prose, key words or bullet points depending on how much you want to record.

Add challenge by adding a time limit for completing each section.



Why should I use this idea?



Very **quick and easy** recall activity.

By **placing a time limit on each section** helps you improve your **time management skills**.

This revision method taps into both **remembering information** and **applying your knowledge**.

By making your own Revision Clocks, you are **condensing information** – an essential revision skill – on one side of paper.

The end product of a topic summary on one side of paper is an excellent memory aid you can use after you have completed it.



Task



An example of a revision clock is in your pack. The topic you are revising is 'Fictional Characters'.



Collaborative Revision

Support Trust Ambition Generosity Success
Learning for Life in a Community where All can Excel



What does it look like?



Support Trust Ambition Generosity Success
Learning for Life in a Community where All can Excel

Game One - What's Inside My Head?



With others, choose a topic you are all going to revise.

In turns, choose an item of knowledge related to the selected topic to be revised, this could be a person, date, principle, key word, anything.

With one person choosing the item of knowledge to be guessed by the others, the other people in the group write down 1, 2, 3 in a list on a piece of paper.

The person who has chosen the item of knowledge to be guessed, gives three clues on what the item of knowledge is. On each clue, the others write down what they think the item of knowledge is on their piece of paper with the first guess by 1 and second guess by 2 etc. Clue one should be very broad, with clues two and three becoming more focused and easier as the game progresses.

The item of knowledge is then revealed and the players will then find out if they are right and if they are how many guesses it took them to get it right.



Game Two - What's the Question?



This revision game is best done in pairs.

Once the topic to be revised has been chosen, each person writes down five facts or items of knowledge linked to the topic.

This list is then swapped.

With the swapped lists, the challenge is to write questions where each item of knowledge is an answer.

These questions are then shared with the revision partner.



Why should I use this strategy?



Revision games are **extremely flexible** – they can be done at anytime and anywhere.

Revision games help **stop the feelings of isolation** and help vary your approach to revision.

Can **include parents** in the revision process.



Support Trust Ambition Generosity Success

Learning for Life in a Community where All can Excel

Task



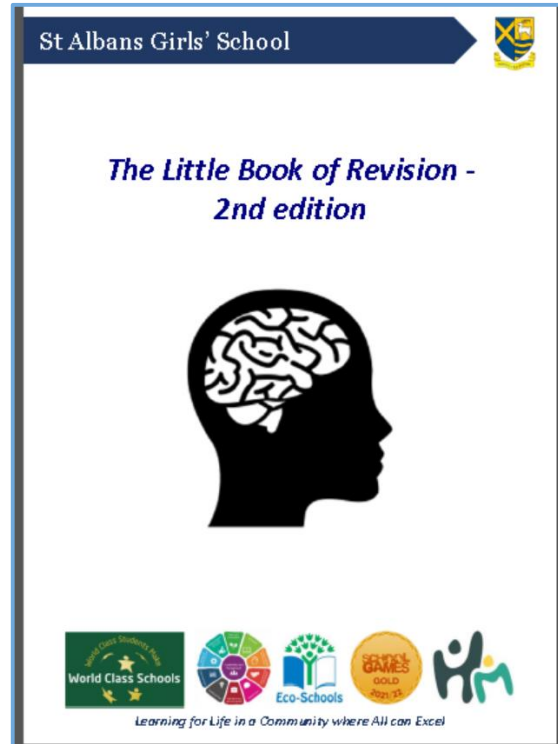
Choose one of the Talking Revision games to play. Rules are in your pack. The topic you are revising is 'Favourite TV Shows'.



The STAGS Little Book of Revision - Second Edition



Contains practical ideas and links to resources to help you revise actively and with engagement.



[Little of Book of Revision](#)

Support Trust Ambition Generosity Success
Learning for Life in a Community where All can Excel

Electronic Revision Workbook Resource



Revision Skills Electronic Workbook

These slides contain a series of revision activities which you may complete as part of your home learning and revision programmes.



Name -



Revision Skills Electronic Workbook

A to Z - -----

A		J		S	
B		K		T	
C		L		U	
D		M		V	
E		N		W	
F		O		X	
G		P		Y	
H		Q		Z	
I		R			

Brain Dump - -----

-----	-----
-----	-----
-----	-----

Worked Example of a Revision Electronic Workbook

Support Trust Ambition Generosity Success

Learning for Life in a Community where All can Excel

Final Points



Thank you so much for attending and supporting this workshop.

This presentation and a Google Feedback Form will be sent to all Year 11 Parents over the next few days.

If you would like any more information with regard to revision then please do not hesitate to contact me via email at jml@stags.herts.sch.uk

